

1

At school

1 CD 1 11

Listen and look. Then listen and say the words.



2 CD 1 12

Listen and chant.

Hey, Flash! Hey, Flash!
Come back, come back!

Hey, Flash! Hey, Flash!
Close your bag, close your bag!

Your ruler, your rubber,
Your pencil, your book,
Your pen,
And your pencil case.



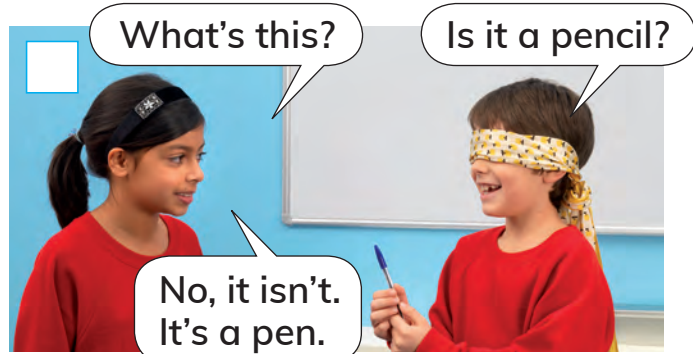
Your ruler, your rubber,
Your pencil, your book,
Your pen,
And your pencil case.



1

1 CD 1 13

Listen and number the pictures.



2 CD 1 14

Grammar focus

Listen and say.

What's this? It's a pencil.
Is it a pen? Yes, it is.
No, it isn't.



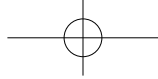
3

Play the guessing game.



Questions and short answers

11



Listen and sing.

What's this?

Look at the desk,
Look at the desk,
The desk is in a mess!

Is it your pen?
Is it your book?
Is it your pencil case?

Yes or no?
Tell me, Joe.

It isn't my pen.
It isn't my book.
It isn't my pencil case
Oh no, no!
No, no, no!

Look at the desk ...



Look at Joe's desk. Draw lines from the school things to the correct desk.

12

Singing for pleasure







1



Listen and stick.
Then write the words.

pen book bag desk



Grammar focus

Listen and say


Open your _____, please.
Sit at your desk, please.

Pass me a ruler, please.
Close your bag, please.



3

Play the chain game.





Imperatives

13



Watch out, Flash!





1



2 Think! Find and circle the same pictures in the story.



3 Find who says ... My bag!

4 CD 1 20 Listen and say.



A fat rat in a black bag.

Phonics focus

15



1 CD 1
21

Listen and draw lines.




Sam



Fred



Kim



Mia



Jane



1

Read and circle the correct pictures.

1

1



Put away your book, please.



2



Take out your ruler, please.



3



Pass me a pencil, please.



4



Open your bag, please.



2

Ask and answer.

What's number 1?

It's a bag.

1



2



3



4



5



6



3

Draw and write about your bag.



This is my bag.
It is green and blue.

Reading, speaking and writing

17



Colours

1 Read and answer the questions.

- a There are three primary colours. What are they?




- b Look at your classroom. What objects are blue, red or yellow?



2 Look and read. Mix the colours to make new colours.

We mix the primary colours to make new colours. These are called secondary colours.



purple



green



orange

1 Look at the picture. Read and answer.



- a Find the primary colours. What are they?
- b Find the secondary colours. Do you remember how to make them?

2 **Think!** When you mix white with a different colour, the colour gets lighter. Look, think and colour.



3 **Project** Make your own picture.



Do that!

1

CD 1
22

Listen and act out with your teacher. Then listen again and number the pictures.



2

Read and number the sentences from the story.



Look down and catch it.



Turn around.



Take out your pencil case.



Stand up.



Put the pencil case on your head.



Stretch.

3

Listen to your friend and act out.

Put the ruler on your head.





1

1 Make a poster.

Colours at school

a Write the colour words on your poster.



b Think of school objects and find pictures in different colours.



c Cut out the pictures and stick them on your poster.



2 Count the school objects. Close your eyes.
What colour are they?

There are nine pencils. Two are blue and two are red ...

Revision

21